













PMEX UPDATE

<p>BUY</p>  <p>CRUDE10-MY26 109.72 9.59% Expiry 20/Apr/26 Remaining 14 Days</p> <p>Entry 107.14 - 108.27 Stoploss 105.82 Take Profit 110.43 - 111.6</p>	<p>BUY</p>  <p>NGAS1K-MY26 2.8420 0.82% Expiry 27/Apr/26 Remaining 21 Days</p> <p>Entry 2.858 - 2.861 Stoploss 2.81 Take Profit 2.886 - 2.901</p>	<p>BUY</p>  <p>GO10Z-JU26 4,626.84 -3.87% Expiry 27/May/26 Remaining 51 Days</p> <p>Entry 4722 - 4726 Stoploss 4688.22 Take Profit 4738 - 4755</p>	<p>N/A</p>  <p>SL10-MA26 70.69 Expiry Remaining</p> <p>Entry --- Stoploss #VALUE! Take Profit ---</p>
<p>BUY</p>  <p>PLATINUM5-JY26 1,911.60 -3.93% Expiry 26/Jun/26 Remaining 81 Days</p> <p>Entry 1986 - 1994 Stoploss 1959.43 Take Profit 2004 - 2025</p>	<p>BUY</p>  <p>COPPER-MY26 5.5190 -2.26% Expiry 28/Apr/26 Remaining 22 Days</p> <p>Entry 5.66 - 5.67 Stoploss 5.62 Take Profit 5.71 - 5.72</p>	<p>BUY</p>  <p>ICOTTON-MY26 70.07 -0.98% Expiry 22/Apr/26 Remaining 16 Days</p> <p>Entry 71.31 - 71.38 Stoploss 71.17 Take Profit 71.69 - 71.85</p>	<p>BUY</p>  <p>DJ-JU26 46,145 -1.41% Expiry 17/Jun/26 Remaining 72 Days</p> <p>Entry 46810 - 46836 Stoploss 46505.23 Take Profit 46966 - 47050</p>
<p>BUY</p>  <p>SP500-JU26 6,513 -1.59% Expiry 17/Jun/26 Remaining 72 Days</p> <p>Entry 6621 - 6633 Stoploss 6570.81 Take Profit 6651 - 6671</p>	<p>BUY</p>  <p>NSDQ100-JU26 23,706 -2.02% Expiry 17/Jun/26 Remaining 72 Days</p> <p>Entry 24202 - 24256 Stoploss 23955.85 Take Profit 24391 - 24478</p>	<p>SELL</p>  <p>GOLDUSDJPY-MY26 159.71 0.54% Expiry 28/Apr/26 Remaining 22 Days</p> <p>Entry 159.31 - 159.25 Stoploss 159.63 Take Profit 159.01 - 158.91</p>	<p>BUY</p>  <p>GOLDEURUSD-MY26 1.1515 -0.66% Expiry 28/Apr/26 Remaining 22 Days</p> <p>Entry 1.1541 - 1.1545 Stoploss 1.152 Take Profit 1.1565 - 1.1575</p>

Major Headlines

US crude premiums climb to record levels as Asia, Europe compete for supply

Spot premiums for U.S. West Texas Intermediate crude have jumped to all-time highs as competition between Asian and European refiners for supply heats up to replace Middle Eastern oil flows disrupted by the Iran war, industry sources said. Europe is typically the largest importer of U.S. crude, but competition has escalated with Asian buyers scouring for supply from the Americas to Africa and Europe to replace Middle Eastern oil that is unable to move [see more...](#)

Gold Holds Key Support as Markets Await Strait Deadline Outcome

A review of gold futures on the daily chart indicates that prices remain at a critical juncture. Geopolitical tensions between the United States and Iran, heightened by persistent threats from President Donald Trump over the weekend, have maintained market focus. President Trump's latest ultimatum [see more...](#)

U.S. stock futures tick higher amid U.S.-Iran ceasefire proposal reports

Both the U.S. and Iran have received a framework of a plan to halt hostilities, although Tehran has rebuffed any immediate reopening of the Strait of Hormuz, Reuters reported, citing a source aware of the proposals. The plan -- brokered by Pakistan following overnight contacts with U.S. and Iranian officials -- would start an immediate ceasefire followed by talks on a broader settlement to be concluded withing 15 to 20 days, Reuters reported. [see more...](#)

USD/JPY eases to 159.40 amid hopes of a peace deal in Iran

The US Dollar (USD) nudges lower against the Japanese Yen (JPY) on Monday, with trading volumes at low levels as most markets remain closed on Easter Monday. The pair hit session lows at 159.35 on the early European session, as hopes of a peace deal in Iran are putting the US Dollar under pressure. News reporting that the US and Iran have received [see more...](#)

EUR/USD fails to breach 1.1570 despite US Dollar's weakness

The Euro (EUR) is trading higher against the US Dollar (USD) on Monday, favoured by a moderate improvement in market sentiment, amid news of a potential ceasefire in the Iran war. The pair bounced up from session lows at 1.1505, but has been unable to extend gains beyond 1.1570 so far, and remains trapped within last week's trading ranges. Investors have reacted with moderate enthusiasm to reports that the US and Iran have received a plan for a 45-day ceasefire, which might end hostilities [see more...](#)

US, Iran weigh peace plan as Trump's 'hell' warning nears deadline

With a U.S. deadline approaching, the United States and Iran received the framework of a plan to end their five-week-old conflict, though Tehran rejected any immediate move to reopen the Strait of Hormuz. President Donald Trump has threatened to rain "hell" on Tehran if it did not make a deal [see more...](#)

Economic Calendar

Event	Date	Time	Currency	Importance	Actual	Forecast	Previous
ISM Non-Manufacturing Prices (Mar)	6/4/2026	7:00 PM	USD	High volatility			63
ISM Non-Manufacturing PMI (Mar)	6/4/2026	7:00 PM	USD	High volatility		54.8	56.1

FOREX MARKETS' STATISTICS

Forex Market Hours



Note: This chart shows the normal forex trading times of all the major forex trading centers across the globe in Pakistan Standard Time.

Forex Turnover by Counterparty



Markets' Share in Total Forex Turnover



Most Traded Currency Pairs



Sources: ACPL Research, Forexmarkethours, Dailyfx, Ig

DISCLAIMER

This report has been prepared by Abbasi and Company (Private) Limited and is provided for information purposes only. Abbasi and Company (Private) Limited (ACPL) is engaged in brokerage business of commodities futures in Pakistan and to provide the trading/ execution facility on Pakistan Mercantile Exchange (PMEX). There is risk of loss in trading in derivatives (futures). The author, directors and other employees of Abbasi and Company (Private) Limited and its affiliates cannot be held responsible for any loss in trading. Futures; futures on margin carries a high level of risk and may not be suitable for all investors. The high degree of leverage can work against the investor/ traders. Before deciding to invest in Commodity derivatives, you should carefully consider your investment objectives, level of experience, and risk appetite. The possibility exists that you could sustain a loss of some or all of your initial investment and therefore you should not invest money that you cannot afford to lose. You should be aware of all the risks associated with futures trading in commodities and other financial products. We take no responsibility for any loss made in investment on any instruments through us. In any event Abbasi and Company (Private) Limited, its affiliates, agents will not be liable to anyone for any decision made or action taken for investment/ trading. Abbasi and Company (Private) Limited, its affiliates, directors and employees cannot be held responsible for any loss in trading due to any problem in connectivity; failure of system; technical problem in the software or any other reason whatever.

All the reports/ recommendations/ trading calls/ opinions are advisory in nature and contains the opinions of the author, which are not to be construed as investment advices. The author, directors and other employees of Abbasi and Company (Private) Limited and its affiliates cannot be held responsible for the accuracy of the information presented herein or for the results of the positions taken based on the opinions expressed in the reports/ views from Abbasi and Company (Private) Limited. All the views/ recommendations/ trading calls and opinions are based on the information, which are believed to be accurate and no assurance can be given for the accuracy of these information.

Derivatives trading involve substantial risk. The valuation of the underlying may fluctuate, and as a result, clients may lose their entire original investment. In no event should the content of this research report be construed as an express or an implied promise, guarantee or implication by, or from, Abbasi and Company (Private) Limited that you will profit or that losses can, or will be, limited in any manner whatsoever. Past results are no indication of future performance. The information provided in this report is intended solely for informative purposes and is obtained from sources believed to be reliable. Information is in no way guaranteed. No guarantee of any kind is implied or possible where projections of future conditions are attempted. Investments in securities market are subject to market risks, read all the related documents carefully before investing.

All rights reserved by Abbasi and Company (Private) Limited. This report or any portion hereof may not be reproduced, distributed, or published by any person for any purpose whatsoever. Nor can it be sent to a third party without prior consent of Abbasi and Company (Private) Limited. Action could be taken for unauthorized reproduction, distribution, or publication.

The research analyst, primarily involved in the preparation of this report, certifies that (1) the views expressed in this report accurately reflect his/her personal views about the subject commodity/index /currency pair and (2) no part of his/her compensation was, is or will be directly or indirectly related to the specific recommendations or views expressed in this report.

DISCLOSURE

Following exchange rates are used to convert investment and profit values:

- USD/PKR: 280.10
- JPY/PKR: 1.97

To arrive at our Target Price, Abbasi & Company (Private) Limited uses following methods:

- Technical Analysis
- Fundamental Analysis

Furthermore, profit and returns are inclusive of all expenses including PMEX Fee, ACPL Fee & Sales Tax

RESEARCH DISSEMINATION POLICY

Abbasi & Company (Private) Limited endeavors to make all reasonable efforts to disseminate research to all eligible clients in a timely manner through either physical or electronic distribution such as email, fax mail etc. Nevertheless, all clients may not receive the material at the same time.

PREPARED BY

Muhammad Rashid Nawaz
Phone: (+92) 42 38302028
Ext: 118
Email: umairjaved@abbasiandcompany.com

RESEARCH DEPARTMENT

6 - Shadman, Lahore
Phone: (+92) 42 38302028; Ext: 116, 117
Email: research@abbasiandcompany.com
web: www.abbasiandcompany.com

HEAD OFFICE

6 - Shadman, Lahore
Phone: (+92) 42 38302028
Email: support@abbasiandcompany.com
web: www.abbasiandcompany.com